


# FLOWMETERING AT AN ANGLE

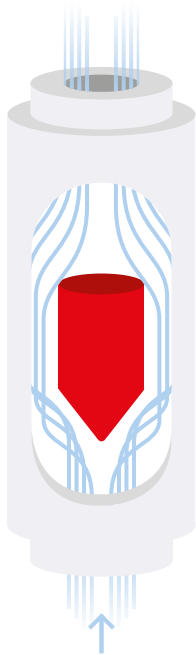
WY flowmeter and -indicator



MASTERPIECES  
MADE IN GERMANY

[www.meister-flow.asia](http://www.meister-flow.asia)

# FLOWMETER WY ...



## VARIABLE AREA FLOWMETER

Variable Area flowmeters belong to the **most reliable and robust devices**, providing **exceptional repeatability**.

A movable float is placed inside a conical tube, which moves towards the flow direction, due to its specific flow resistance. The weight force of the float counters the hydrostatic buoyancy. As the flow increases, the float rises inside the measuring tube. The position of the float indicates the flow volume, which is visualized on a scale.

## THE NEW WY-TYPE FLOWMETER

**The most obvious feature of the new WY flowmeter is its novel design.** The float is positioned diagonally to the flow. This leads to a variety of advantages.

The WY is a **flowmeter and -indicator for liquid media** with measurement ranges of **2.5–25 l/min (WY-15)** and **10–100 l/min (WY-25)**, suitable for media temperatures of **up to 100 degrees**.

## ADVANTAGES OF THE WY-CONCEPT

- Simple equipment configuration
- High functional reliability
- Indicator directly on the device
- Short response times
- High repeatability
- Low pressure loss
- Easy flow- and limit monitoring
- Easy maintenance



### Typical application areas of the WY:


- Cooling systems / cooling circuits
- Systems for process water supply
- Chemical facilities and systems
- Pharmaceutical industry
- Research and development

Our WY can be utilized perfectly where it is crucial to have a reliable supply of liquid media at higher temperatures and little available space.

A close-up photograph of a Meister WY variable area flowmeter. The device is made of polished stainless steel and is mounted on a vertical pipe. It features a side-mounted display window with a scale ranging from 0 to 12. The flowmeter is connected to the pipe using hexagonal flanges. The background is a blurred industrial setting. A light blue circular callout is positioned to the left of the flowmeter, containing text about its flexible mounting.

## FLEXIBLE MOUNTING POSITION

Usually variable area flowmeters have to be installed vertically. In the case of our WY, an integrated spring places back the float in its starting position. This allows the WY to be mounted in any position.

  
**meister**

  
Made in Germany

2N1



# COMBINES MANY ADVANTAGES AT MINIMUM SPACE

## COMPACT DESIGN & WIDE MEASUREMENT RANGE


Variable area flowmeters usually have a measurement range of 1:10 (e.g. 10–100 l/min). Very compact devices usually have a smaller measurement range of only 1:3. The WY combines a **very compact design with a wide measurement range of 1:10**. If there is only little installation space available, the WY is your **first choice**.

## EASY MAINTENANCE & CLEANING

All inner parts of the WY can be removed, without disassembling the whole flowmeter from the pipe. This is due to the Y-shape of our WY flowmeter, which clearly **reduces the efforts** for maintenance and cleaning.

## FREE FLOW

The float inside our WY flowmeter is deflected diagonally. Hence, the flow cross-section is unblocked and the pressure loss is minimized.



## HIGH VISIBILITY

The media flow rate can be read directly from the WY flowmeter via a **scale on the gauge glass**. The scale is burned-in into the gauge glass.

The used borosilicate glass (DURAN® 50) is very resistive against chemicals and temperature. The switching status can optionally be indicated by colored LEDs.

## EASY ADJUSTMENT OF SWITCHING POINTS

The switching points for the desired flow limit values can be **adjusted accurately on the device itself**. To do so, the switching contact has to be moved to the desired flow value. The adjusted setpoint can be read from the scale on the housing at any time. Because the switching contact is attached to the flowmeter from the outside, the switching contact is not in direct contact with the flow media.

# TECHNICAL DATA

	WY-15	WY-25
OPERATING PRESSURE	10 bar	10 bar
MAXIMUM TEMPERATURE	100 °C	100 °C
MEASUREMENT RANGE	2,5 – 25 l/min	10 – 100 l/min
MEASUREMENT ACCURACY	± 10 % of full scale	± 10 % of full scale
THREAD	G ½"	G 1"
DIMENSIONS (L x W x H)	118 x 64 x 102 mm	137 x 71 x 122 mm
WEIGHT	ca. 300 g	ca. 700 g

On request, the measurement accuracy can be **improved considerably** by calibrating each product individually.



## PRODUCT VARIATIONS

WY-15	Without contact	WY-25	Without contact
WY-15	Normally open contact	WY-25	Normally open contact
WY-15	Normally open contact M 12x1	WY-25	Normally open contact M 12x1
WY-15	Change-over contact	WY-25	Change-over contact
WY-15	Change-over contact M 12x1	WY-25	Change-over contact M 12x1
WY-15	With SIGNAL 4.0	WY-25	With SIGNAL 4.0
Combinations are available on request		Combinations are available on request	

YOUR SHORTCUT  
TO INDUSTRY 4.0

# SIGNAL 4.0

The **WY flowmeter** can be equipped with our newly developed **SIGNAL 4.0** analog transmitter for continuous flow monitoring.

**This combination allows to permanently capture and transmit analog data about the flow.**



MEISTER STRÖMUNGSTECHNIK®

# A STRONG BRAND

## WITH RELIABLE PRODUCTS

**Meister Strömungstechnik®** develops, produces and globally distributes flowmeters for industrial applications to measure and monitor liquid- and gaseous media, for over 35 years.

Our products are characterized through outstanding **quality, reliability and longevity**, especially under harsh conditions in nearly every industry.

Thousands of customers and millions of applications worldwide rely on our **masterpieces made in Germany from Meister Strömungstechnik®**.

## MASTERPIECES MADE IN GERMANY FOR MORE THAN 35 YEARS

Since 2002, we are **DIN ISO 9001** certified. Of course, we do comply with all relevant norms and regulations, including the UL/CSA certification for most of our products.

Many of our products have additional ATEX certificates, to be used in explosive environments. Maximum customer value is the highest priority of **Meister Strömungstechnik®**.

We constantly invest in product improvements, as well as in further **qualifications and greater performance of our employees**. In that way, we constantly expand and improve our competence level in all relevant areas for success to achieve maximum customer value.

You need expert consultation or support?  
We place our services at your disposal.



**Meister Asia Pacific Sdn. Bhd.**  
Suite 11.01, Level 11, Menara OBYU,  
4, Jalan PJU 8/8A, Damansara Perdana  
47820 Petaling Jaya, Selangor  
MALAYSIA

**Tel** +60 3 7717 4848  
**Fax** +60 3 7717 4701  
d.gierlich@meister-flow.com

Here you find more information  
about our WY:



**www.meister-flow.asia**